



## Initial Report







Last Modified: 04/22/2013

### 1. What is your gender?

#	Answer		Response	%
1	Male		17	44%
2	Female		22	56%
	Total		39	100%

Statistic	Value
Min Value	1
Max Value	2
Mean	1.56
Variance	0.25
Standard Deviation	0.50
Total Responses	39

### 2. What is your ethnicity?

#	Answer		Response	%
1	White/Caucasian		17	43%
2	Black/African American		7	18%
3	Hispanic/Latino		13	33%
4	Asian/Pacific Islander		0	0%
5	Native American		0	0%
6	Mixed Background/Other		3	8%
	Total		40	100%

Statistic	Value
Min Value	1
Max Value	6
Mean	2.20
Variance	1.96
Standard Deviation	1.40
Total Responses	40

### 3. What is your age?

#	Answer	Response	%
1	18 to 21	23	58%
2	22 to 25	14	35%
3	26 to 31	1	3%
4	32 to 38	0	0%
5	39 and Older	2	5%
	Total	40	100%

Statistic	Value
Min Value	1
Max Value	5
Mean	1.60
Variance	0.91
Standard Deviation	0.96
Total Responses	40

### 4. What type of ink do you prefer?

#	Answer	Response	%
1	Black	26	68%
2	Colored (including white ink)	12	32%
	Total	38	100%

Statistic	Value
Min Value	1
Max Value	2
Mean	1.32
Variance	0.22
Standard Deviation	0.47
Total Responses	38

## 5. How likely are you to get a tattoo within the next year?

#	Answer	Response	%
1	Very Unlikely	7	18%
2	Unlikely	5	13%
3	Somewhat Unlikely	7	18%
4	Undecided	5	13%
5	Somewhat Likely	4	10%
6	Likely	3	8%
7	Very Likely	8	21%
	Total	39	100%



Statistic	Value
Min Value	1
Max Value	7
Mean	3.90
Variance	4.67
Standard Deviation	2.16
Total Responses	39

## 6. Rank the following tattoos in order of preference.

#	Answer	1	2	3	4	5	Total Responses
1	Flower	1	1	9	10	16	37
2	Quote	8	18	6	4	1	37
3	Religious	5	6	13	7	6	37
4	Memory/Symbolic	20	8	6	2	1	37
5	Random/Heat of the moment	3	4	3	14	13	37
	Total	37	37	37	37	37	-

Statistic	Flower	Quote	Religious	Memory/Symbolic	Random/Heat of the moment
Min Value	1	1	1	1	1
Max Value	5	5	5	5	5
Mean	4.05	2.24	3.08	1.81	3.81
Variance	1.05	1.02	1.58	1.16	1.60
Standard Deviation	1.03	1.01	1.26	1.08	1.27
Total Responses	37	37	37	37	37

## 7. Do you have any tattoos?

#	Answer	Response	%
1	Yes		43%
2	No		58%
	Total	40	100%

Statistic	Value
Min Value	1
Max Value	2
Mean	1.58
Variance	0.25
Standard Deviation	0.50
Total Responses	40

## 8. How many tattoos do you have?

#	Answer	Response	%
1	0 to 5	16	89%
2	6 to 10	1	6%
3	11 or more	1	6%
	Total	18	100%

Statistic	Value
Min Value	1
Max Value	3
Mean	1.17
Variance	0.26
Standard Deviation	0.51
Total Responses	18

## 9. How many times a year do you get a tattoo? (Including sessions for larger pieces)

#	Answer	Response	%
1	0	5	28%
2	1	10	56%
3	3	3	17%
4	5 or more	0	0%
	Total	18	100%

Statistic	Value
Min Value	1
Max Value	3
Mean	1.89
Variance	0.46
Standard Deviation	0.68
Total Responses	18